



West Bengal Beekeepers' Association

PROGRESS REPORT OF North 24 Parganas Beekeeping Cluster

Financial progress – up to May, 2010

Sr.	Budget heads	Fund Received so far (Rs. In lakhs)			Fund utilized (Rs. In lakhs)			% of Utilization
		IA	NA	Total	IA	NA	Total	
1	Replacement of Equipments	-	-	-	-	-	-	-
2	Common Facility Centre	5.25	15.74	20.99	522524	1567571	2090095	99.57 %
3	Product Development & Design	0.50	1.50	2.00	49945	149835	199780	99.89 %
4	Market Promotion Assistance	0.00	7.60	7.60	0	713673	713673	93.90 %
5	Capacity Building	0.00	5.74	5.74	0	573655	573655	99.93 %
6	Cost of I.A.	0.00	4.00	4.00	0	388414	388414	97.10 %
7	Cost of CDE*	0.00	5.40	5.40	0	239726	239726	44.39 %
8	Cost of TA**	0.00	2.00	2.00	0	100000	100000	100.00 %
Total		5.75	41.98	47.73	572469	3732874	4305343	92.13 %

* Payment made to CDE for 19 (Nineteen) months.

** Rs. 1,00,000 (Cost of TA) refunded to HO by SO

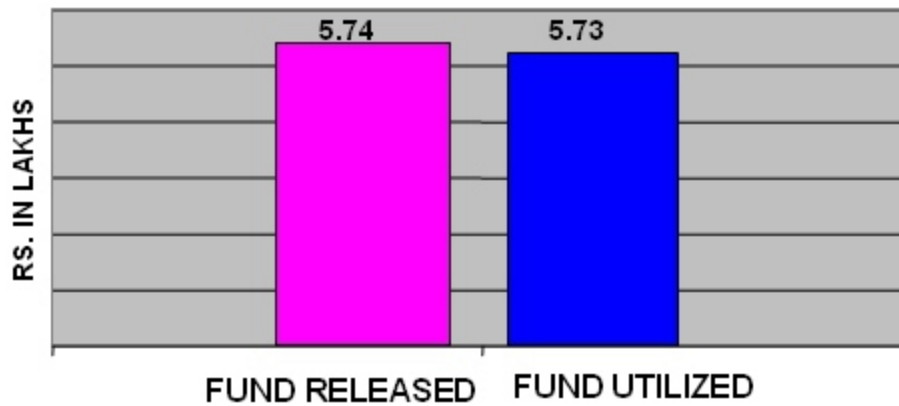
Fund for 2007-08 received on May, 2008

Fund for 2008-09 received on February, 2009

Physical progress

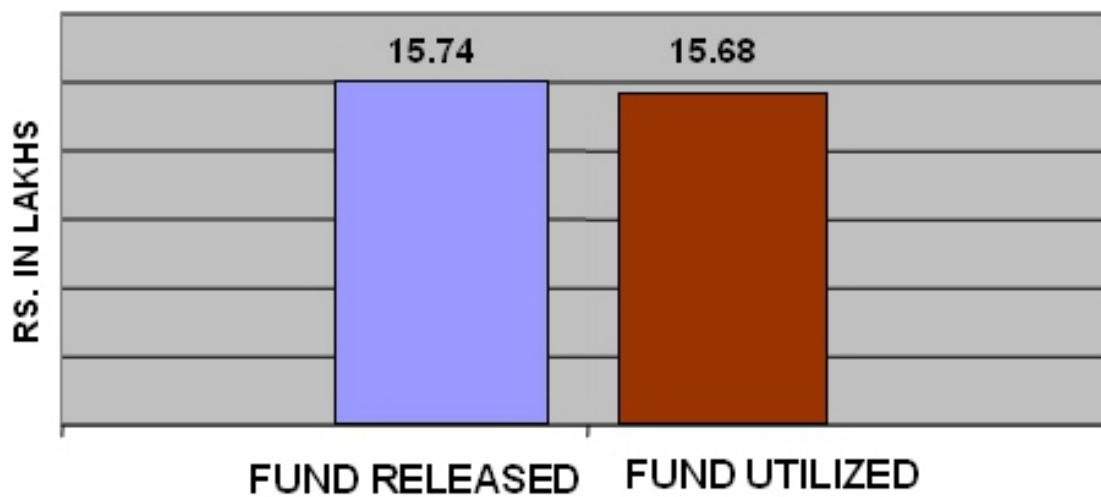
Heads	Prior to SFURTI	Present			% increase	Projected at the end of SFURTI
Production (01-04-2009 to 31-05-2010) (Rs. in Lakhs)	12.93	72.34			460 %	80.0
Sales (01-04-2009 to 31-05-2010) (Rs. in Lakhs)	15.83	56.31			256 %	95.0
Average Wages of artisans per month (50nos. Box)	3300/-	4500/-			36 %	5500/-
Employment (in Nos.)	70	Existing	New	Total	730	800+
		558	23	581		

FINANCIAL PROGRESS UPTO MAY 2010



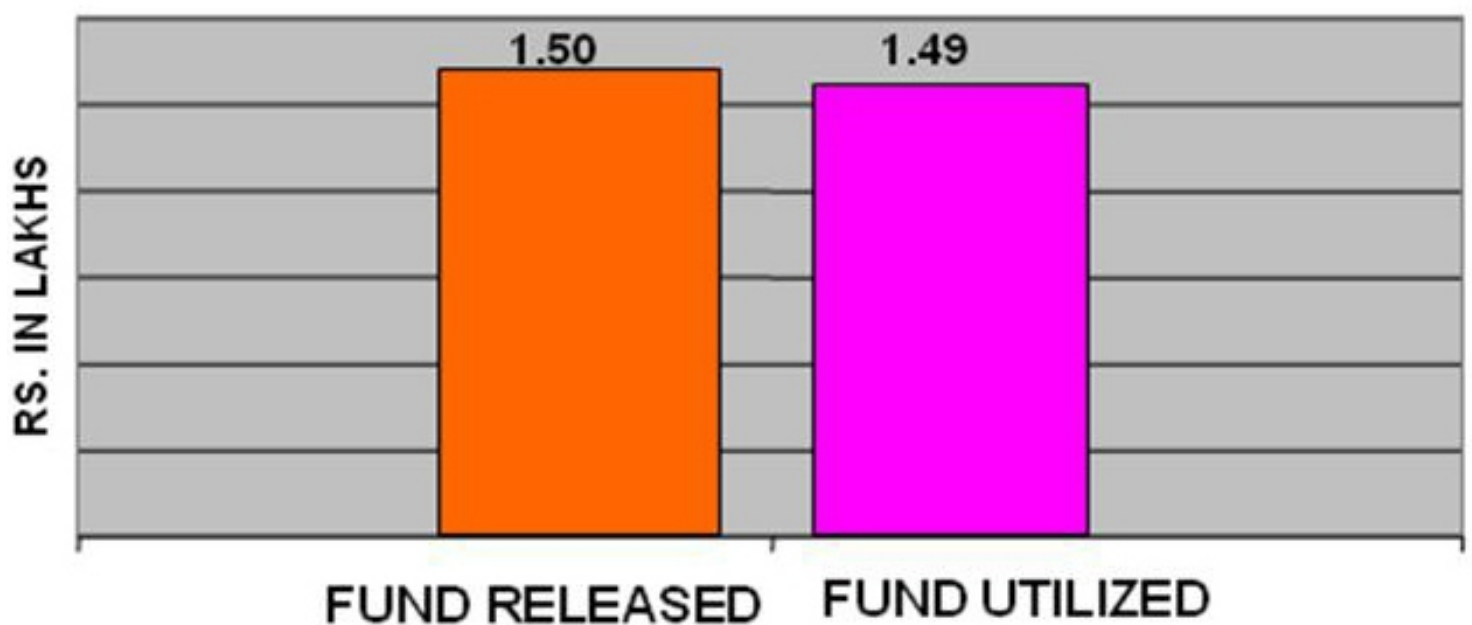
CAPACITY BUILDING MEASURE

FINANCIAL PROGRESS UPTO MAY 2010



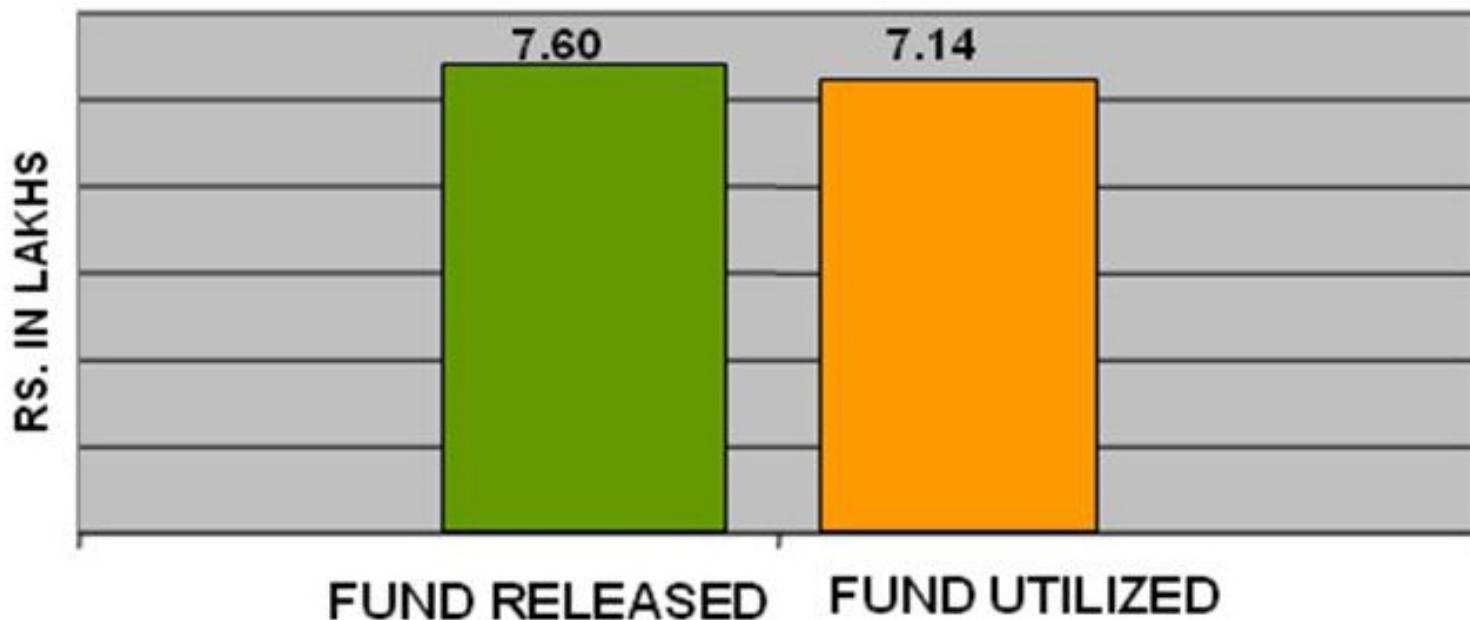
COMMON FACILITY CENTRE

FINANCIAL PROGRESS UPTO MAY 2010



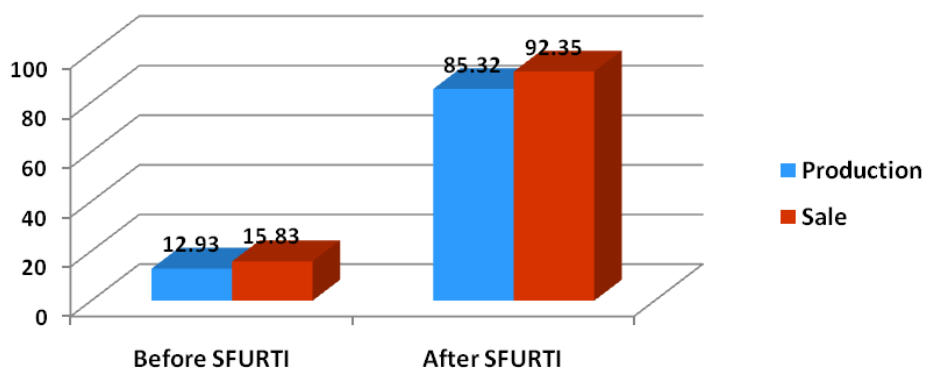
PRODUCT DEV. & DESIGNS

FINANCIAL PROGRESS UPTO MAY 2010

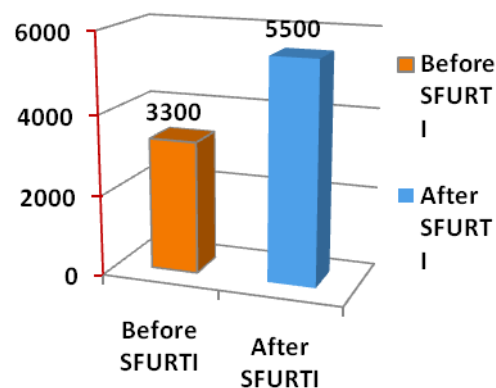


MARKET PROMOTION

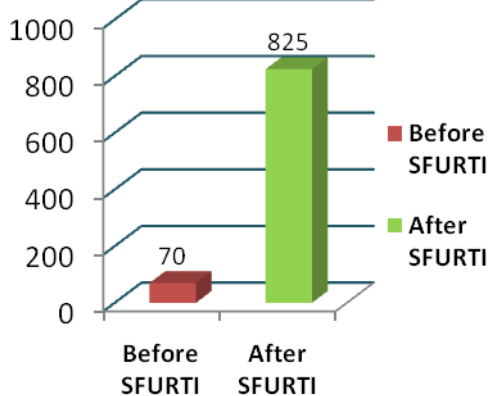
HONEY PRODUCTION & SALE (Rs. In Lakhs)



AVERAGE EARNINGS OF BEEKEEPERS (IN RS.)



ASSOCIATE CLUSTER BEEKEEPERS (in nos.)



IMPACT UNDER "SFURTI" PROGRAMME

